

### 2022 School Facilities Inventory Report

Facility Name: **CENTRAL VERMONT SU | ORANGE CENTER SCHOOL | 357 US ROUTE 302, EAST BARRE 5649 - Middle (5 thru 8) - Main Building**

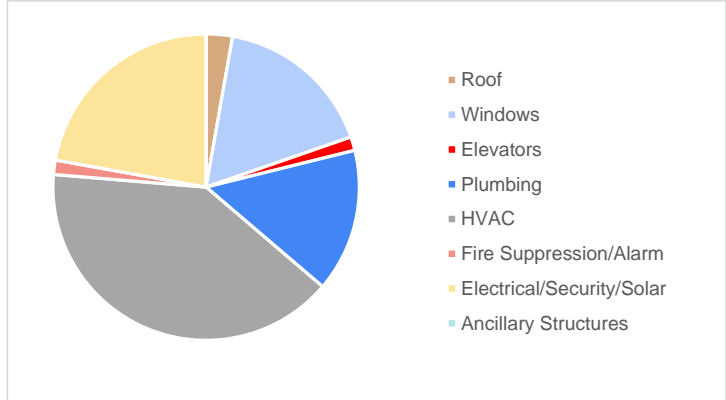
March 29, 2022

Total Value of Assets (Does Not Include Site/Structure/Walls/Interiors) **\$3,473,750**



GPS: 44.14918477939503, -72.40357739926732

#### Relative Asset Values

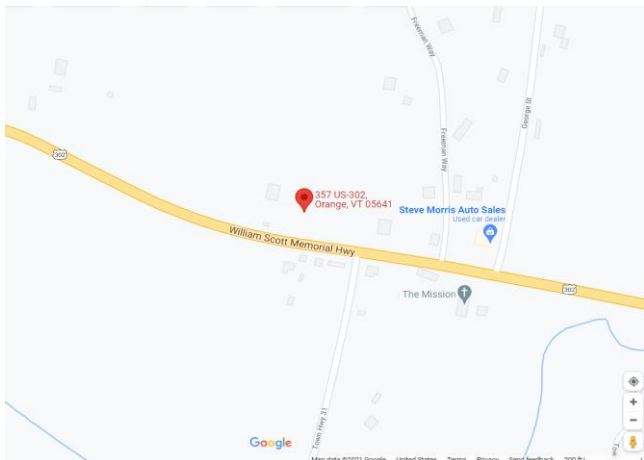
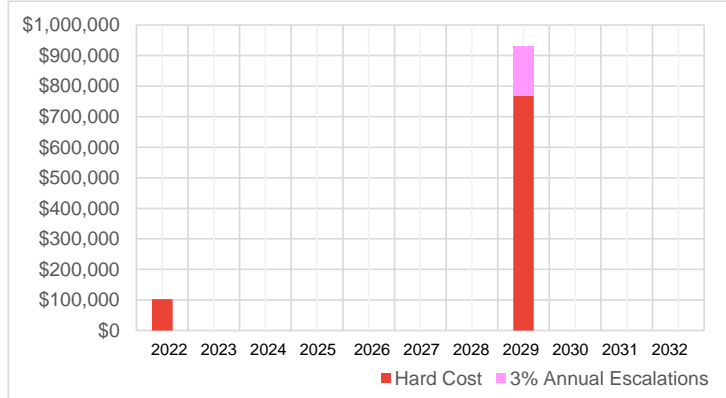


Value of Assets/GSF **\$99.25**



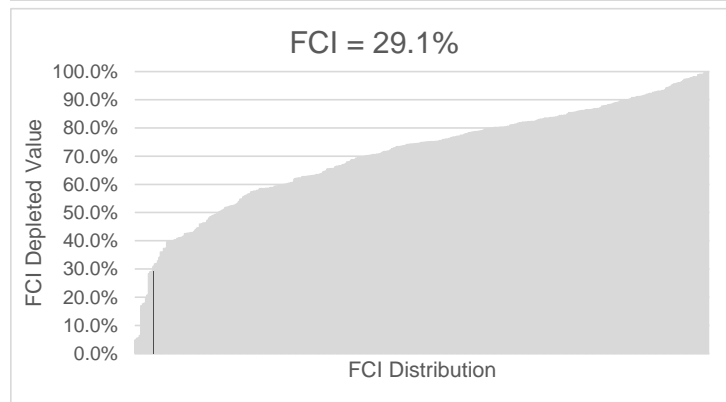
Site Plan - Google Earth

#### Projected Capital Planning Cash Flow



Location Plan - Google Maps

#### Facility Condition Index (FCI) Compared to Portfolio



(See Last Page for Explanation of Terms)

### 2022 School Facilities Inventory Report

Facility Name: **CENTRAL VERMONT SU | ORANGE CENTER SCHOOL | 357 US ROUTE 302, EAST BARRE 5649 - Middle (5 thru 8) - Main Building**

#### Respondent Information

Date/Time Completed **2022-02-21 - 3:53 PM**  
 Respondent Name **Chris Locarno**  
 Respondent Title **Director Finance and Operations**  
 Respondent Email **clocarno@cvsu.org**  
 Respondent Phone Number **(802) 433-5818**

#### Facility Information

School Type **Middle (5 thru 8)**  
 Building Identification **Main Building**  
 Stories **2**  
 Building Area **35000 (Gross Square Footage - GSF)**  
 Year Constructed **1900**  
 Year of Last Major Renovation **1990**  
 FCI (Depleted Value) **29.1%**

#### Environmental & Safety Issues

Hazardous Materials **No**  
 Hazardous (HZD) Materials include -  
 HZD Issues are -  
 HZD Issues include -

Indoor Air Quality (IAQ) Issues **No**  
 IAQ Issues include -  
 IAQ Issues are -  
 IAQ Issues include -

Fire or Life/Safety (FL/S) Issues **No**  
 FL/S Issues are -

Other Risk Factors **No**  
 Other Risk Factors include -  
 Other Risk Factors are -

#### Handicap Accessibility (ADA) Issues

Handicap Accessibility (ADA) Issues **No**  
 ADA Issues are **N/A**  
 ADA Issues include **N/A**

#### Utilities - Adequacy

IT / Internet Service **Adequate**  
 Building Wi-Fi Coverage **Adequate**  
 Cellular Reception **Adequate**  
 Water Service Pressure **Adequate**  
 Natural Gas/Propane Pressure **N/A**  
 Electrical Capacity **Adequate**

### 2022 School Facilities Inventory Report

Facility Name: **CENTRAL VERMONT SU | ORANGE CENTER SCHOOL | 357 US ROUTE 302, EAST BARRE 5649 - Middle (5 thru 8) - Main Building**

#### Building Envelope - Roof

Roof 1 is <b>Asphalt Shingle</b>	EUL	C-RUL	Cost / Unit	Quantity	Units	Total Value
Covers <b>100%</b>	30	23	\$5.50 / SF	17,500	SF	\$96,250
Installed in <b>2015</b>						
Roof 2 is -	EUL	C-RUL	Cost / Unit	Quantity	Units	Total Value
Covers <b>0%</b>	-	N/A	- / -	-	-	\$0
Installed in -						
Roof 3 is -	EUL	C-RUL	Cost / Unit	Quantity	Units	Total Value
Covers <b>0%</b>	-	N/A	- / -	-	-	\$0
Installed in -						
Roof 4 is -	EUL	C-RUL	Cost / Unit	Quantity	Units	Total Value
Covers <b>0%</b>	-	N/A	- / -	-	-	\$0
Installed in -						

#### Building Envelope - Windows

Primary Window System <b>Window, Wood-Frame</b>	EUL	C-RUL	Cost / Unit	Quantity	Units	Total Value
% of Windows That are this Type <b>100%</b>	30	26	\$70.00 / SF	8,400	SF	\$588,000
Installed in <b>2018</b>						
Secondary Window System -	EUL	C-RUL	Cost / Unit	Quantity	Units	Total Value
% of Windows That are this Type <b>0%</b>	-	N/A	- / -	-	-	\$0
Installed in -						

#### Services - Elevators

Primary Conveyance/Elevators <b>Elevator, Hydraulic, Machine/Controller/Cab</b>	EUL	C-RUL	Cost / Unit	Quantity	Units	Total Value
Quantity of Stops <b>2</b>	30	-2	\$25,000.00 / STOP	2	STOP	\$50,000
Installed in <b>1990</b>						
Secondary Conveyance/Elevators -	EUL	C-RUL	Cost / Unit	Quantity	Units	Total Value
Quantity of Stops <b>0</b>	-	N/A	- / -	0	-	\$0
Installed in -						

#### Services - Plumbing

Primary Plumbing System <b>Supply &amp; Sanitary, Medium Density (Includes Fixtures)</b>	EUL	C-RUL	Cost / Unit	Quantity	Units	Total Value
Area of building served <b>100%</b>	40	35	\$15.00 / GSF	35,000	GSF	\$525,000
Installed in <b>2017</b>						
Secondary Plumbing System -	EUL	C-RUL	Cost / Unit	Quantity	Units	Total Value
Area of building served <b>0%</b>	-	N/A	- / -	-	-	\$0
Installed in -						

#### Services - Cooling - Central System

Primary Central Cooling System <b>None</b>	EUL	C-RUL	Cost / Unit	Quantity	Units	Total Value
Area of building served <b>0%</b>	-	N/A	- / -	-	-	\$0
Installed in -						
Secondary Plumbing System -	EUL	C-RUL	Cost / Unit	Quantity	Units	Total Value
Area of building served <b>0%</b>	-	N/A	- / -	-	-	\$0
Installed in -						

#### Services - Heating - Central System

Primary Heating System <b>Boiler(s)/System - Gas</b>	EUL	C-RUL	Cost / Unit	Quantity	Units	Total Value
Area of building served <b>100%</b>	30	27	\$62.00 / MBH	1,000	MBH	\$62,000
Installed in <b>2019</b>						
Secondary Heating System -	EUL	C-RUL	Cost / Unit	Quantity	Units	Total Value
Area of building served <b>0%</b>	-	N/A	- / -	-	-	\$0
Installed in -						

### 2022 School Facilities Inventory Report

Facility Name: **CENTRAL VERMONT SU | ORANGE CENTER SCHOOL | 357 US ROUTE 302, EAST  
BARRE 5649 - Middle (5 thru 8) - Main Building**

#### Services - HVAC Distribution

Primary HVAC Distribution System **Piped System to Unit Ventilators/Fan Coils, 2-Pipe System**

Area of building served	100%	EUL	C-RUL	Cost / Unit	Quantity	Units	Total Value
Installed in	2020	30	28	\$10.00 / GSF	35,000	GSF	\$350,000

Secondary HVAC Distribution System -

Area of building served	0%	EUL	C-RUL	Cost / Unit	Quantity	Units	Total Value
Installed in	-	-	N/A	- / -	-	-	\$0

#### Services - Package Systems

Primary HVAC Package Unit & Splits **Package Units (RTUs)**

Area of building served	100%	EUL	C-RUL	Cost / Unit	Quantity	Units	Total Value
Installed in	2020	20	18	\$7,000.00 / TON	140	TON	\$980,000

Secondary HVAC Package Unit & Splits -

Area of building served	0%	EUL	C-RUL	Cost / Unit	Quantity	Units	Total Value
Installed in	-	-	N/A	- / -	-	-	\$0

#### Services - Fire Suppression

Primary Fire Suppression System **None**

Area of building served	0%	EUL	C-RUL	Cost / Unit	Quantity	Units	Total Value
Installed in	-	-	N/A	- / -	-	-	\$0

Secondary Fire Suppression System -

Area of building served	0%	EUL	C-RUL	Cost / Unit	Quantity	Units	Total Value
Installed in	-	-	N/A	- / -	-	-	\$0

#### Services - Fire Alarm System

Primary Fire Suppression System **Older type Zoned System**

Area of building served	100%	EUL	C-RUL	Cost / Unit	Quantity	Units	Total Value
Installed in	1990	20	-12	\$1.50 / GSF	35,000	GSF	\$52,500

Secondary Fire Suppression System -

Area of building served	0%	EUL	C-RUL	Cost / Unit	Quantity	Units	Total Value
Installed in	-	-	N/A	- / -	-	-	\$0

#### Services - Security Systems

Primary Security & Low Volt System **None**

Area of building served	0%	EUL	C-RUL	Cost / Unit	Quantity	Units	Total Value
Installed in	-	-	N/A	- / -	-	-	\$0

Secondary Security & Low Volt System -

Area of building served	0%	EUL	C-RUL	Cost / Unit	Quantity	Units	Total Value
Installed in	-	-	N/A	- / -	-	-	\$0

#### Services - Electrical Distribution/Infrastructure

Electrical Distribution/Infrastructure **Main Distribution Panel w/Sub Panels and Generator/UPS - Medium Density**

Area of building served	100%	EUL	C-RUL	Cost / Unit	Quantity	Units	Total Value
Installed in	1990	40	8	\$22.00 / GSF	35,000	GSF	\$770,000

#### Services - Solar Power (PV)

Solar (Electric Generation) Provided **None**

Owned/Maintained by School -

Quantity of Panels 0

Area of building served	0%	EUL	C-RUL	Cost / Unit	Quantity	Units	Total Value
Installed in	-	-	N/A	- / -	-	-	\$0

Value of Solar PV Panels: -

#### Ancillary Structures

Ancillary Structures **None**

Total SF of Ancillary Structures -

Area of building served	0%	EUL	C-RUL	Cost / Unit	Quantity	Units	Total Value
Installed in	-	-	N/A	- / -	-	-	\$0

Secondary Ancillary Structures -

Total SF of Secondary Ancillary Structures 0

Area of building served	0%	EUL	C-RUL	Cost / Unit	Quantity	Units	Total Value
Installed in	-	-	N/A	- / -	-	-	\$0

#### Additional Comments

**2022 School Facilities Inventory Report**

Facility Name: **CENTRAL VERMONT SU | ORANGE CENTER SCHOOL | 357 US ROUTE 302, EAST BARRE 5649 - Middle (5 thru 8) - Main Building**

**Explanation of Terms**

<b>Projected Capital Planning Cash Flow</b>	The estimated replacement costs of systems as they expire annually.
<b>Facility Condition Index (FCI)</b>	The cost -weighted depleted value of the building compared to the total value of all its systems; overall percent of building useful life consumed by years in service.
<b>Total Value of Assets</b>	The total estimated replacement cost of all the assets listed in the form.
<b>Value of Assets per GSF</b>	The Total Value of all Assets in the form divide by the Gross Square Footage (GSF) of the building.
<b>Facility Condition Index (FCI) Compared to Portfolio</b>	The Facility Condition Index (FCI) of the building overlaid on the chart of FCI's for all buildings in the portfolio. Indicated by a red line in the chart.
<b>Calculated Remaining Useful Life( C-RUL)</b>	The current number of remaining years a system may be expected to perform in designed service.
<b>Expected Useful Life (EUL)</b>	The total number of years a system can be expected to perform in designed service when new.
<b>Gross Square Footage (GSF)</b>	The total square footage contained within the building for all floors/levels.
<b>Cost per Unit</b>	The estimated base cost for a single unit of a system. When multiplied by Quantity results in the total system cost.
<b>Quantity</b>	The amount of a system present in a building. When multiplied by the Cost per Unit results in the total system cost.
<b>Units</b>	The expressed unit of measure for a given system (GSF, EACH, TON, etc).
<b>Ancillary Structures</b>	Buildings on site that are typically known as portables, relocatables or temporary buildings.